



Evacuation Alert Instructions



What you should do:

PRE-REGISTER FOR ESS

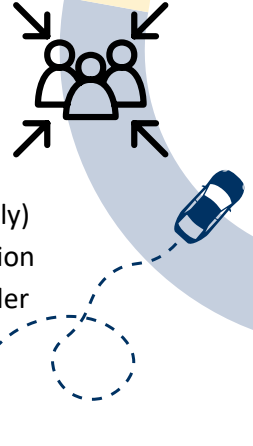
- Pre-register online for Emergency Support Services (ESS)
ess.gov.bc.ca
- ESS is for people evacuated from their primary residence
- Usually provides up to 72 hours of support when alternatives cannot be accessed



FIND A SAFE LOCATION

As a household, decide:

- A meeting spot outside the evacuation area
- Who to stay with (friends or family)
- The safest route to your destination
- Check with your insurance provider to see if you have evacuation insurance




SECURE FIREARMS

- Secure your firearms in accordance with **Section 118 of Firearms Act**



RELOCATE LEISURE CRAFTS

- Relocate any recreational vehicles, watercrafts, and trailers to a safe place or storage outside the evacuation area



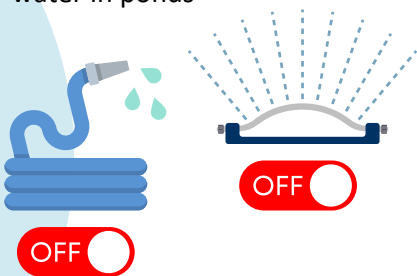
PETS & LIVESTOCK

- Pet owners or hobby farmers contact ALERT for evacuation assistance: 250-809-7152
- Commercial farmers contact RDOS EOC: 250-490-4225



CONNECT SPRINKLERS AND HOSES

- Connect hoses and sprinklers to outdoor faucets and taps but **LEAVE THEM OFF** for firefighters
- If permitted, fill pools or leave water in ponds



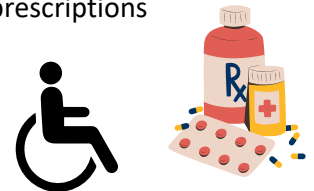
REMOVE AND SECURE HAZARDS

- Remove any hazardous materials in and around your property and secure them
- This can include patio furniture, gasoline containers, paint cans, other flammable materials, and pollutants
- **View the FireSmart Evacuation Checklist here.**



HEALTH & MOBILITY ISSUES

- If you have serious health conditions, mobility issues or don't have access to transportation, contact: 250-490-4225
- Remember to pack medications and prescriptions



RDOS Grab & Go Bag



View the FireSmart Evacuation Checklist at firesmartbc.ca