

# REGIONAL DISTRICT OF OKANAGAN-SIMILKAMEEN

## Information Release

March 2, 2020

### EOC Update: Spring Freshet | Emergency Preparedness

#### Sand and Sandbags

The Regional District of Okanagan-Similkameen (RDOS) has established a sand and sandbag pickup location at Keogan Park (1525 Cedar Street) in Okanagan Falls. If you require sand and sandbags in other regions, please contact the RDOS Emergency Operations Centre (EOC) during regular business hours: 250-490-4225. **If there is an immediate threat to life and safety, please call 9-1-1.**


In British Columbia, property owners are responsible for taking the necessary steps on their property to protect their home and property from flooding, while government emergency programs focus on broader flood response measures. The RDOS will provide sand and sandbags for property owners as needed

#### **Sandbagging - General Information**


Construct sandbag wall (dike) on high ground, as close as possible to your home or building. Sandbagging closer to your home or building requires fewer bags and is less exposed to water. Sandbags must be neatly stacked. Joints between rows and layers of sandbags should be lapped or staggered to improve strength; this will reduce water seepage.

#### RECOMMENDED METHOD FOR SANDBAG DIKING

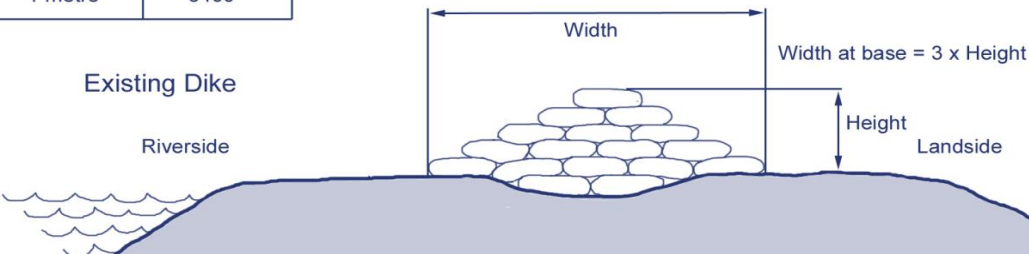
Bags Required per 100 Linear Feet of Dike	
Height Above Dike	Bags Required
1/3 metre	600
2/3 metre	2000
1 metre	3400



Plan of Bottom Layer



Method of Lapping Sacks



Existing Dike      Width      Width at base = 3 x Height      Height      Landside      Riverside

Strip sod before placing bottom layer      Bonding trench, 1 sack deep by 2 sacks wide

1. Alternate direction of sacks with bottom layer, i.e. bottom layer length wise with dike, next layer crosswise.
2. Lap unfilled portion under next sack.
3. Tying or sewing of sacks is not necessary
4. Sacks should be approximately one half full of clay, silt or sand.
5. Tamp thoroughly in place.

SOURCE: EMERGENCY MANAGEMENT BC (EMBC)

**Sandbagging Information:**

[http://www.rdosmaps.bc.ca/min\\_bylaws/EOC/20190425\\_EOC\\_Sandbagging\\_Information.pdf](http://www.rdosmaps.bc.ca/min_bylaws/EOC/20190425_EOC_Sandbagging_Information.pdf)

**Sandbagging Video:** <https://youtu.be/thZwVWyXjMQ>

**Sandbagging Notes**

- If you require assistance with sandbagging, please connect with your friends, family or volunteer organizations.
- The RDOS does not deliver sand or sandbags to private residences or businesses.
- Filled sandbags are not available from the RDOS.

**Penticton Home and Reno Show**

RDOS Emergency Services will be staffing a booth at the 2020 Penticton Home and Reno Show. The event takes place March 7 & 8 at the Penticton Trade & Convention Centre.

The RDOS booth will highlight emergency preparedness, response and recovery. Information about ESS training and volunteer opportunities will be available.

In addition, volunteers with ALERT will be in attendance. Enter to win an emergency preparedness kit.

Penticton Home and Reno Show:

[https://www.chbaso.org/penticton\\_home\\_show.htm](https://www.chbaso.org/penticton_home_show.htm)

March 7 (10am to 5pm)

March 8 (10am to 4pm)

Visit to RDOS booth to learn more about CivicReady Mass Notification System:

<https://emergency.rdos.bc.ca/civic-ready/>

**For further information, please contact the RDOS EOC: 250-490-4225**

**RDOS EOC – Emergency Preparedness and Recovery Information**

<https://emergency.rdos.bc.ca/>